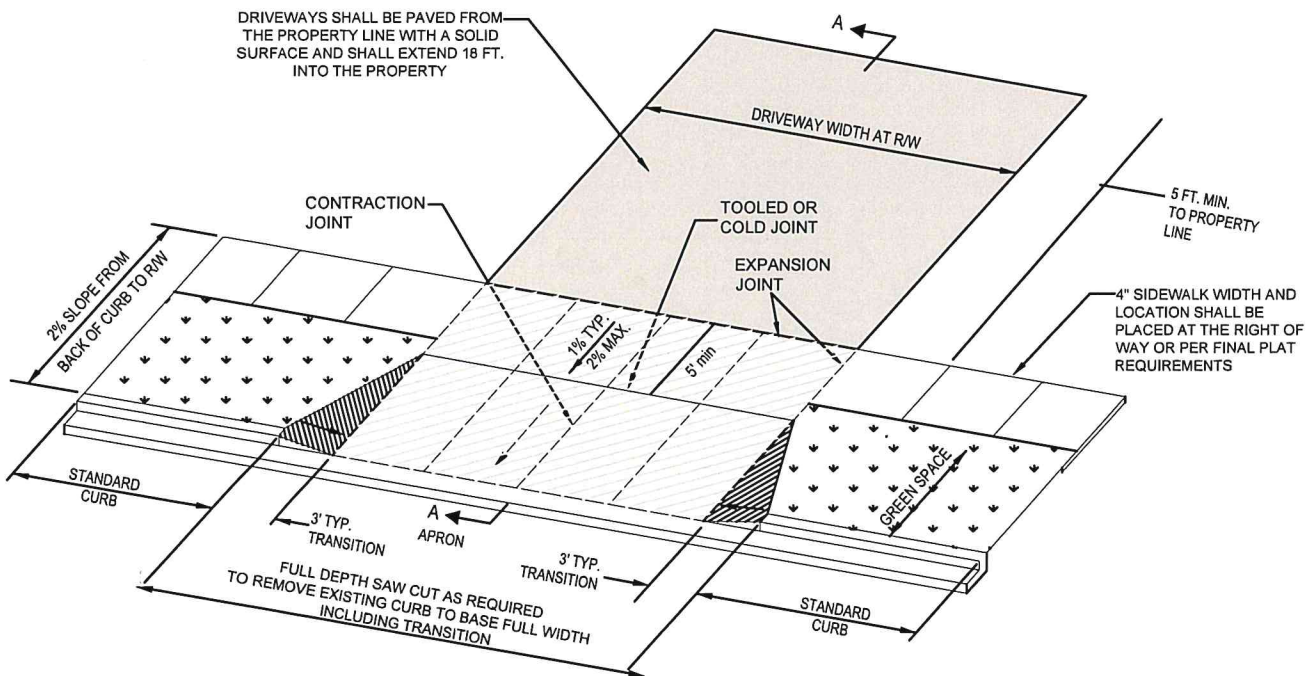


SECTION A-A



PLAN VIEW

NOTES:

1. FULL DEPTH EXPANSION JOINTS (FOUR INCHES) SHALL BE PROVIDED AT THE EDGE OF THE SIDEWALK OPPOSITE THE STREET AND AT THE EDGE OF DRIVEWAY AS SHOWN ABOVE. EXPANSION MATERIAL SHALL BE ASPHALT IMPREGNATED FIBERBOARD OR APPROVED EQUAL. (NO WOOD)
2. CONCRETE TO BE SAW CUT OR PLACE A TOOL JOINT AT THE CENTER OF DRIVE AND SEALED. IF POSSIBLE CONTRACTOR SHALL TRY TO ALIGN THE JOINT AT THE CENTER OF THE DRIVE WITH THE A JOINT IN THE ADJACENT SIDEWALK.
3. ALL CONCRETE DRIVEWAYS AND SIDEWALKS SHALL BE CONSTRUCTED OF A PORTLAND CEMENT CONCRETE MIXTURE WHICH WILL PRODUCE A CONCRETE OF A COMPRESSIVE STRENGTH OF 3500 P.S.I. AFTER 28 DAYS SET UNDER STANDARD LABORATORY METHODS.
4. ALL SIDEWALKS REQUIRE A CONCRETE CURING COMPOUND, SUCH AS SEALTIGHT 1600-WHITE MANUFACTURED BY W.R. MEADOWS, OR AN APPROVED EQUAL
5. ALL SIDEWALKS AND DRIVEWAY APPROACHES SHALL BE CONSTRUCTED WITH A BROOM FINISH. TEXTURED, STAMPED, OR EXPOSED AGGREGATE CONCRETE IS NOT ALLOWED WITHIN STREET RIGHT OF WAY.
6. ALL SIDEWALKS AND CURB CUTS FOR DRIVEWAY APPROACHES REQUIRE AN INSPECTION PRIOR TO AND AFTER CONCRETE PLACEMENT.
7. IF THE EXISTING GUTTER PAN IS DAMAGED OR DAMAGED DURING CURB REMOVAL, REFER TO DETAIL DW1A AND REMOVE FROM JOINT TO JOINT WITHIN THE LIMITS OF SAW CUT.
8. DRIVEWAY, CURB, AND SIDEWALK SHALL BE INSPECTED AGAIN AT CERTIFICATE OF OCCUPANCY.



ENGINEERING DIVISION

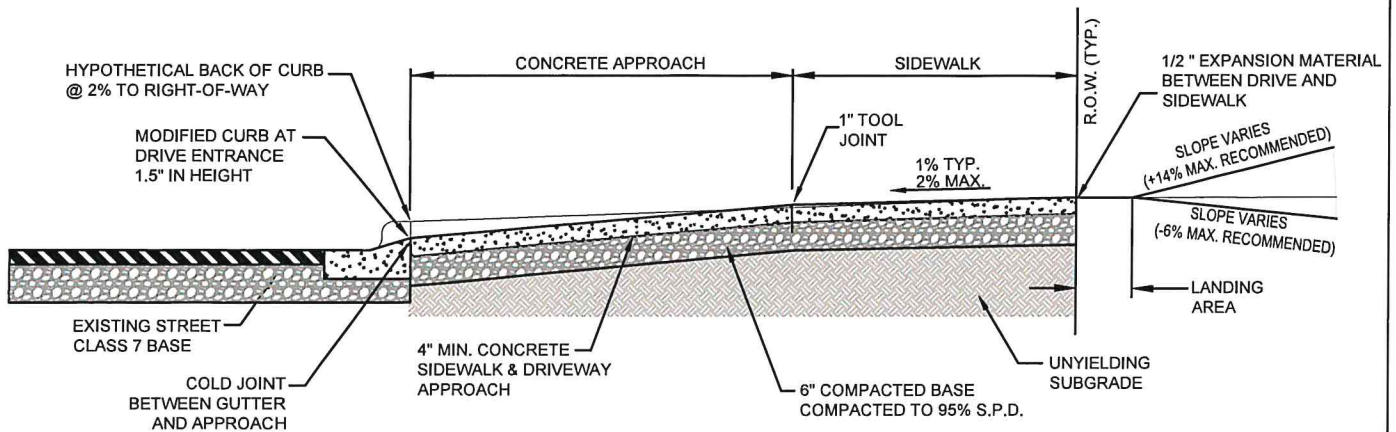
220 N. Knoxville

TITLE: **DRIVEWAY DETAILS**  
 DESCRIPTION: **STANDARD RESIDENTIAL DRIVEWAY WITH GREENSPACE CURB REMOVED ONLY**

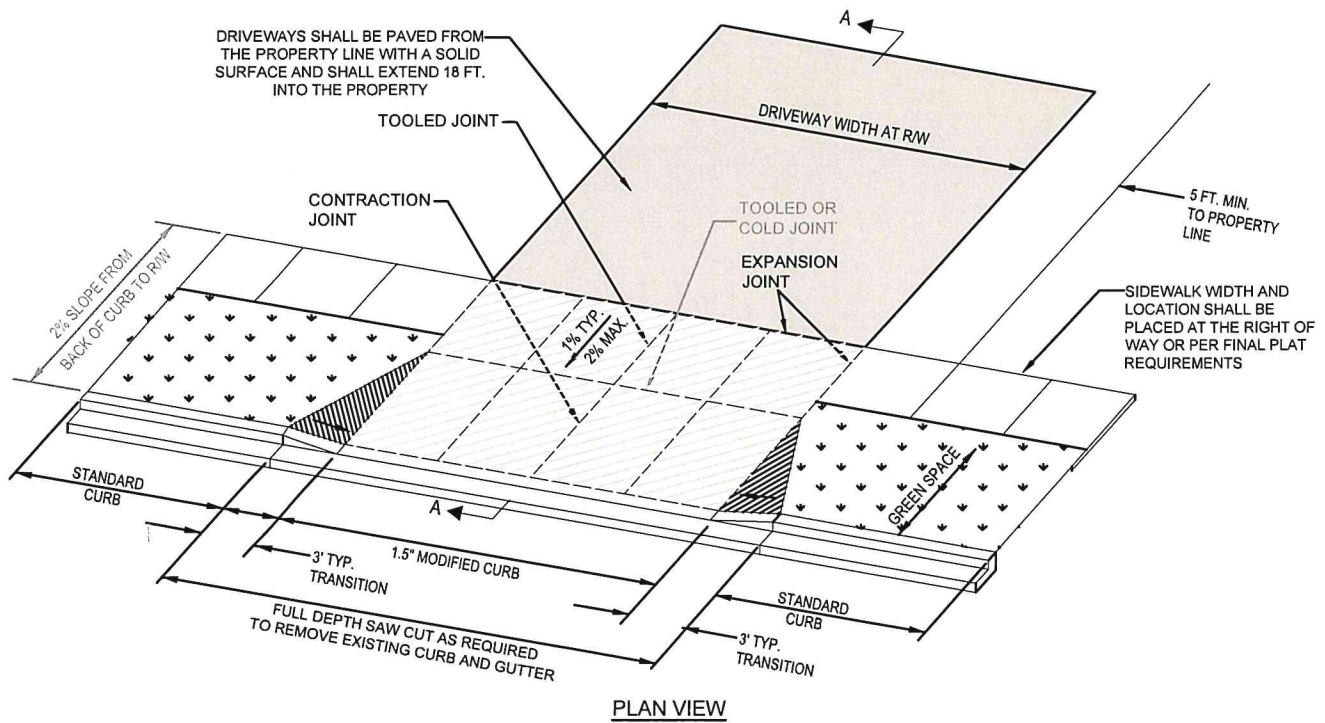
DATE: **January 23, 2020**

SHEET:

**DW1**



SECTION A-A



PLAN VIEW

NOTES:

1. FULL DEPTH EXPANSION JOINTS (FOUR INCHES) SHALL BE PROVIDED AT THE EDGE OF THE SIDEWALK OPPOSITE THE STREET AND AT THE EDGE OF DRIVEWAY AS SHOWN ABOVE. EXPANSION MATERIAL SHALL BE ASPHALT IMPREGNATED FIBERBOARD OR APPROVED EQUAL. (NO WOOD)
2. CONCRETE TO BE SAW CUT OR PLACE A TOOL JOINT AT THE CENTER OF DRIVE AND SEALED. IF POSSIBLE CONTRACTOR SHALL TRY TO ALIGN THE JOINT AT THE CENTER OF THE DRIVE WITH THE A JOINT IN THE ADJACENT SIDEWALK.
3. ALL CONCRETE DRIVEWAYS AND SIDEWALKS SHALL BE CONSTRUCTED OF A PORTLAND CEMENT CONCRETE MIXTURE WHICH WILL PRODUCE A CONCRETE OF A COMPRESSIVE STRENGTH OF 3500 P.S.I. AFTER 28 DAYS SET UNDER STANDARD LABORATORY METHODS.
4. ALL SIDEWALKS REQUIRE A CONCRETE CURING COMPOUND, SUCH AS SEALTIGHT 1600-WHITE MANUFACTURED BY W.R. MEADOWS, OR AN APPROVED EQUAL
5. ALL SIDEWALKS AND DRIVEWAY APPROACHES SHALL BE CONSTRUCTED WITH A BROOM FINISH. TEXTURED, STAMPED, OR EXPOSED AGGREGATE CONCRETE IS NOT ALLOWED WITHIN THE STREET RIGHT OF WAY.
6. ALL SIDEWALKS AND CURB CUTS FOR DRIVEWAY APPROACHES REQUIRE AN INSPECTION PRIOR TO AND AFTER CONCRETE PLACEMENT.
7. DRIVEWAY, CURB, AND SIDEWALK SHALL BE INSPECTED AGAIN AT CERTIFICATE OF OCCUPANCY.



ENGINEERING DIVISION  
220 N. Knoxville

908-2408

TITLE: **DRIVEWAY DETAILS**  
DESCRIPTION: **STANDARD RESIDENTIAL DRIVEWAY WITH GREENSPACE CURB AND GUTTER REMOVED**

DATE: January 23, 2020

SHEET: **DW1A**